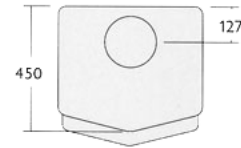
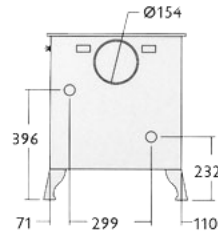
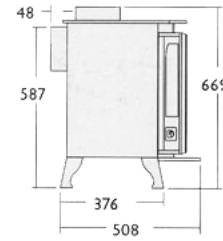


---

C O U N T R Y 8

---



<b>OUTPUT</b>	To room 8 kW (27,300 Btu/hr)
	To optional boiler 2.9kW (10,000 Btu/hr)
<b>ROOM CAPACITY</b>	Approx. 110m <sup>3</sup>
<b>FLUE OUTLET</b>	Top or Rear 150mm (6") dia.
<b>MAX. LOG LENGTH</b>	380 mm (15")
<b>WEIGHT</b>	105 kg